

 **LET'S
GO
BEYOND**
TOYOTA



ALL NEW
VIOS

EMBARKING A NEW CHAPTER AHEAD

6-LIGHT WINDOWS

CREATING AN ELONGATED CABIN FEELING
AND A POWERFUL BODY DESIGN

LONGER BONNET

EMITTING THE FEELS OF
AN ELEGANT SEDAN

BREAKTHROUGH
LOOKS



G TSS Type



G TSS Type

BOLD FRONT BUMPER AND GRILLE

Create an impressive presence with
the elegant design.




G TSS Type

IMPRESSIVE HEADLAMP

Make a daring statement with the
LED Light Guide and Daytime Running
Lights (DRL) headlamp.

Sculpted design for the conscious style at every breathtaking driving moment for you who are ready to take a leap.

NEW CHAPTER IN STYLE



G TSS Type

STRIKING LED REAR COMBINATION LAMP

Integrated combination lamp with LED Light Guide and sequential turning lamp.



G TSS Type

EXQUISITE FASTBACK DESIGN

Long wheelbase & large diameter tires placed at the corners, creating a voluminous powerful look. With the addition of a slanted rear silhouette, enhancing a sleek cabin look.



G TSS Type

STUNNING 17-INCH MACHINING ALLOY WHEEL

A LARGER-DIAMETER TIRE THAT ALLOWS YOU TO HAVE MORE COMFORTABLE DRIVING EXPERIENCE



STATEMENT OF COMFORT

G TSS Type



ECO/POWER DRIVE MODE

Express your desire for a better experience with the adjustable driving mode. Go fearlessly in Power Drive Mode and be confident in the efficiency of Eco Mode. (G & G TSS Type Only)



G TSS Type

SEAMLESS 7-INCH TFT & DIGITAL LED MID

The advanced technology with an integrated interface provides the car with information supported by 4 MID patterns. (G & G TSS Type Only)



POWERFUL GASOLINE ENGINE

With its new gasoline engine, the Toyota Vios delivers comfort while driving, high performance with more power, and still remains fuel-efficient and environmentally friendly.



G TSS Type

WELL-TAILORED FLOORMAT

Specially crafted floor mat with an exclusively embroidered Vios logo for you.



G TSS Type

AIR PURIFIER

Generate negative ions to improve air quality in the cabin, elevating the quality of your driving experience.



G TSS Type

TILT & TELESCOPIC STEERING WHEEL

Makes driving more comfortable with the advanced adjustable steering wheel. (G & G TSS Type Only)



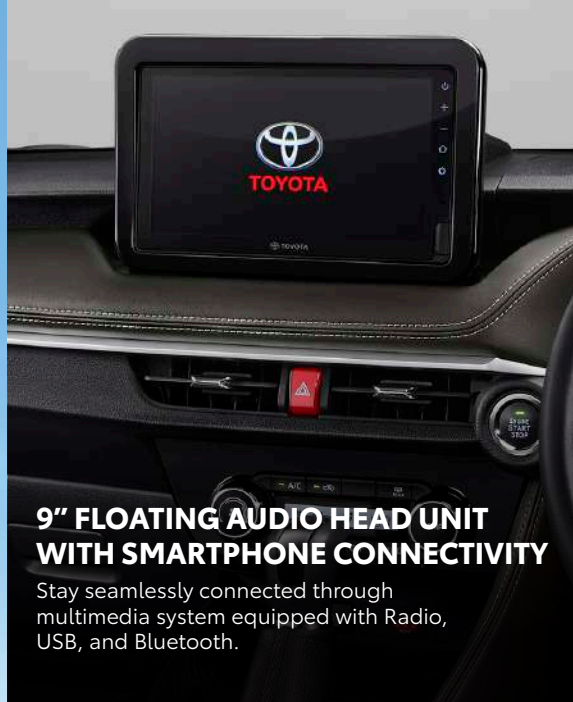
HIGH GRADE COMFORT EDGE

With soft pads on the knee pad, door armrest, and center armrest. (G & G TSS Type Only)



ELECTRIC PARKING BRAKE

The progressive technology that brings safer, easier, and smarter brake. (G & G TSS Type Only)



9" FLOATING AUDIO HEAD UNIT WITH SMARTPHONE CONNECTIVITY

Stay seamlessly connected through multimedia system equipped with Radio, USB, and Bluetooth.



REAR PARKING CAMERA

Enhanced visibility of your surroundings while parking which helps to prevent collision. (G & G TSS Type Only)



*Accessed with mToyota G & G TSS Type Only

SAFETY & CONVENIENCE



FIND MY CAR

Accurately know where the vehicle is parked to provide you the feeling of safety and convenience.



TIME FENCING

Provides notifications when your vehicle is driven (engine running) at the period you have determined.



GEOFENCING

Giving alert if your vehicle is outside the authorized zone to ensure your security at all times.



SPEED & IDLE ALERT

Provides notifications when the vehicle goes beyond the speed limit, or when the engine idle exceeds the duration that has been determined.



GUEST DRIVER ALERT

Provide notifications if your vehicle exceeds the maximum limit (radius, engine speed & idle time) previously set when your vehicle was used by someone else. (Ex: Valet Officer).

PEACE OF MIND




E-CARE (MAINTENANCE)

A reminder to you to perform periodic vehicle maintenance to keep your vehicle always in the best performance




DRIVING REPORT

Record all vehicle journeys, including distance and duration to support your vehicle always at the outstanding performance.



EMERGENCY ROAD ASSISTANCE

Provide an SOS button if you get in an accident. You will be assisted by Toyota Call Center to be directed to the Emergency Road Assistance (ERA) provider to make you feel safer while driving.



INQUIRY & SUPPORT CENTER

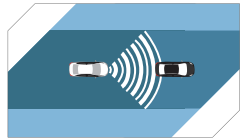
Direct assistance from Toyota Call Center to solve your problems. Give you more ability to keep moving forward.

PROGRAM



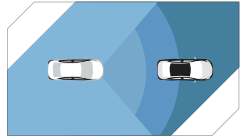
SAFE DRIVING REWARD

Drive carefully to minimize sudden acceleration, sudden braking, & high speed turning for additional benefits* (only for Toyota Insurance Comprehensive customers)**.



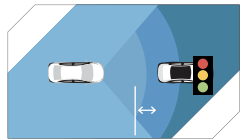
ADAPTIVE CRUISE CONTROL

Detects a preceding vehicle and follow within a safe distance, therefore reducing the fatigue of long driving. (G TSS Type Only)



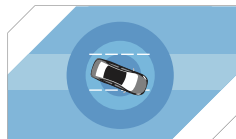
PRE-COLLISION WARNING & PRE-COLLISION BRAKING

Integrated camera and radar system that help to reduce crash risk and damage in a frontal collision. (G TSS Type Only)



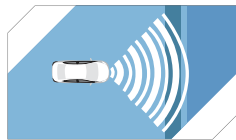
FRONT DEPARTURE ALERT

Alert driver with sound when preceding vehicle moving on traffic. (G TSS Type Only)



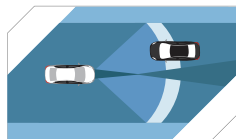
LANE DEPARTURE WARNING & LANE DEPARTURE PREVENTION

Support and assist the driver in avoiding unintended lane departure, with visual and audible alert plus steering assist. (G TSS Type Only)



PEDAL MISOPERATION CONTROL

Preventing front collision when parking from accidentally punching the gas instead of the brake. (G TSS Type Only)



AUTOMATIC HIGH BEAM (AHB)

Detect headlights and taillights of the vehicle in front and gives earlier detection of pedestrians or obstacles, then adjust the lamp and direction automatically when the button is switched on. (G TSS Type Only)

Toyota
Safety
Sense

ADVANCE SAFETY FEATURES

Ensure safety by enduring impacts to minimize the chance of injury.



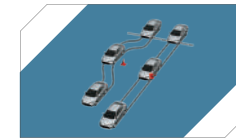
6 SRS AIRBAGS

Surrounded with 6 SRS airbags to reduce impacts and provide every passenger's safety and comfort even at crucial moments. (G TSS Type Only)



BLIND SPOT MONITORING

Informs you from the side mirror graphic signal if there's any other vehicle in the blind spot area. (G & G TSS Type Only)



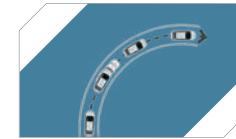
BRAKE ASSIST

Improves braking performance in emergency situations. (G TSS Type Only)



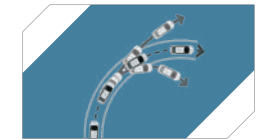
REAR CROSS-TRAFFIC ALERT

Detects a preceding vehicle behind. (G & G TSS Type Only)



TRACTION CONTROL

Helps enhance grip in slippery or low traction road conditions, resulting in better vehicle acceleration and greater stability when cornering.



VEHICLE STABILITY CONTROL

Maintaining the vehicle stability when doing a sharp turn to avoid over or understeering.



HILL START ASSIST

Preventing vehicle to slip backward on an uphill road.

Now with active safety features to ensure you and your passengers maximum safety.

SPECIFICATIONS

COLOR OPTIONS



Attitude Black



Gray ME*



Metal Stream ME



Platinum White Pearl*



Redd M.M.*

Pilihan warna dalam brosur dapat sedikit berbeda dengan warna mobil sesungguhnya.

/Color options in the brochure might slightly be different from the actual color of the cars.

MODEL TYPE		1.5 G CVT	1.5 G TSS CVT
DIMENSI & BERAT / DIMENSION & WEIGHT			
Panjang / Overall Length	mm	4.410	
Lebar / Overall Width	mm	1.740	
Tinggi / Overall Height	mm	1.480	
Jarak Poros Roda / Wheelbase	mm	2.620	
Jarak Pijak / Wheel Tread	Depan / Front	1.510	
	Belakang / Rear	1.500	
Jarak Terendah / High Ground Clearance	mm	160	
Overhang	Depan / Front	860	
	Belakang / Rear	945	
Lugage Space Length		1.060	
MESIN / ENGINE			
		2NR-VE	
Tipe Mesin / Engine Type		4 Cylinders, In-line 16-Valves DOHC with Dual VVT-i	
Isi Silinder / Displacement	cc	1.496	
Torsi Maksimal / Max. Torque	Nm/rpm	138 / 4.200	
Daya Maksimal / Max. Power	kW/rpm	78 / 6.000	
Emission Certification		EURO 4	
Bahan Bakar / Fuel	Jenis / Type	Gasoline	
	Sistem / System	Sistem Injeksi Elektronik / Electronic Fuel Injection (EFI)	
Kapasitas Tangki / Fuel Tank Capacity	ltr	40	
SASIS / CHASSIS			
Sistem Penggerak Roda / Drive System		Sistem Penggerak 2 Roda / Two-Wheel Drive FR (FWD)	
Transmisi / Transmission		CVT	
Diameter X Langkah / Bore X Stroke		72.5 x 90.6	
Rasio Kompresi / Compression Ratio		11.5 : 1	
Transmission Gear Ratio	1 st		
	2 nd		
	3 rd	2.800 to 0.425	
	4 th		
	5 th		
	REVERSED	4.784 to 2.145	
Perbandingan Gigi Akhir / Final Gear Ratio		5,105	
Min. Turning Radius		5,2	
Sistem Kemudi / Steering System		Electric Power Steering	
Tipe Rem / Brake Type	Depan / Front	15" Ventilated Disc	
	Belakang / Rear	Solid Disc with EPB	
Sistem Parkir / Parking System		Front Parking Sensor Fr*2 & Rear Parking Sensor Rr*4 with Rear Camera	
Rem Parkir / Parking Brake		Tuas Elektrik / Electrical Switch with Auto Brake Hold	
Ukuran Ban / Tire Size		205/50 R17	
<p>Untuk peningkatan mutu dan penyesuaian dengan perkembangan teknologi, PT Toyota-Astra Motor sewaktu-waktu dapat mengubah spesifikasi, perlengkapan standar atau data lain dalam lembar spesifikasi ini. <i>/PT Toyota-Astra Motor reserves the right to alter any details of specifications and equipments without prior notice.</i></p> <p>Spesifikasi dan kelengkapan dapat berbeda dengan gambar di brosur ini, tergantung model kendaraan. <i>/Details and specifications may differ from the picture shown, depending on models.</i></p> <p>*Waktu inden minimal 3 bulan (perkiraan waktu bisa berubah tergantung dengan keadaan pabrik). <i>/With minimum 3 months indent time (the time could be changed depending on factory state).</i></p>			



**SCAN
HERE**
FOR MORE
INFORMATION



**TOYOTA
CUSTOMER CARE**
☎ 1500315 | 📞 08111500315 | 🌐 toyotaid



**TOYOTA
INTERACTIVE
VIRTUAL ASSISTANT**
📞 08111500315 | 🌐 toyotaid



T-CARE
Always Serve, Always Care



ALL NEW
VIOS

**Authorized
Toyota Dealer**

www.toyota.astra.co.id

PT TOYOTA ASTRA MOTOR
Jl. Laksda Yos Sudarso Sunter II
Jakarta 14330

TOYOTA
Berbagi
Berbagi. Untuk semua. Indonesia

CETAKAN PERTAMA BULAN JUNI 2023